

⚡ Specifications

Nominal Voltage(V)

2V

Nominal Capacity at 25°C (77°F)

10 hour rate	(100A to 1.80V)	1000Ah
8 hour rate	(120A to 1.80V)	960Ah
5 hour rate	(170A to 1.75V)	850Ah
1 hour rate	(600A to 1.60V)	600Ah
1C	(1000A to 1.60V)	500Ah

Weight

Approx. 62.5kg(137.5Lbs.)

Internal Resistance (at 1KHz)

Approx. 0.45 mΩ

Maximum Discharge Current for

5 seconds: 3000A

Charging Methods at 25°C(77°F)

Cycle use:		
Charging Voltage		2.33 to 2.36V
Coefficient	-5.0mV/°C/cell	
Maximum Charging Current :		300A
Standby use:		
Float Charging Voltage		2.21 to 2.25V
Coefficient	-3.0mV/°C/cell	

Operating Temperature Range

Charge	-15°C(5°F)	to	40°C(104°F)
Discharge	-15°C(5°F)	to	50°C(122°F)
Storage	-15°C(5°F)	to	40°C(104°F)

Charge Retention (shelf life) at 20°C(68°F)

1 month	98%
3 month	94%
6 month	85%

Case Material

ABS UL94 V-0

Design Life

Expected Trickle Design Life: Up to 15 years at 25°C
 Expected Trickle Design Life: 15-17 years at 20°C according to Eurobat.

Terminal

M10

Description of torque value of hard ware for the terminals:

Recommended torque value	M10: 20 N-m (204 kgf-cm)
Maximum allowable torque value	M10: 30 N-m (306 kgf-cm)



⚡ Dimensions

Length (L)

303±3 (11.93±0.12)

Width (W)

172±3 (6.77±0.12)

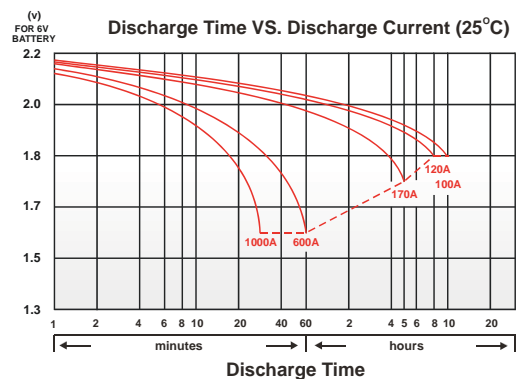
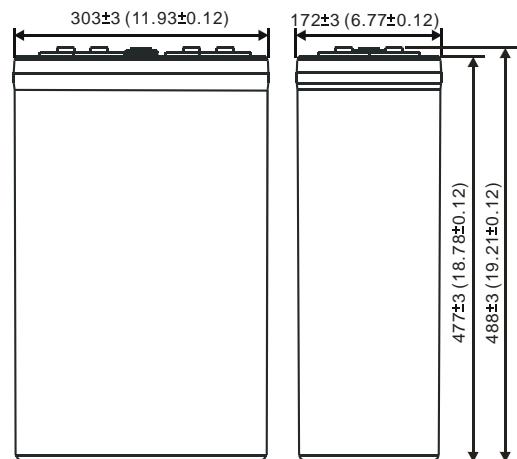
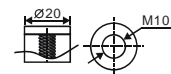
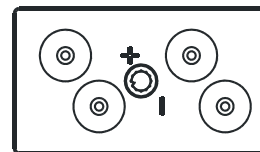
Height (H)

477±3 (18.78±0.12)

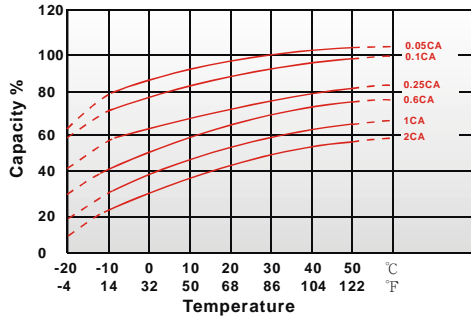
Overall Height (HT)

488±3 (19.21±0.12)

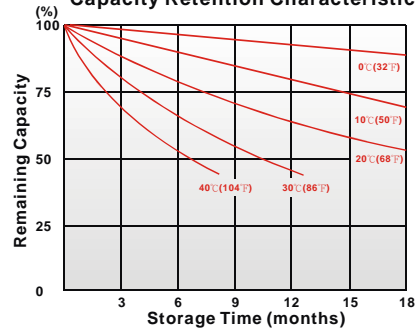
mm(inch)



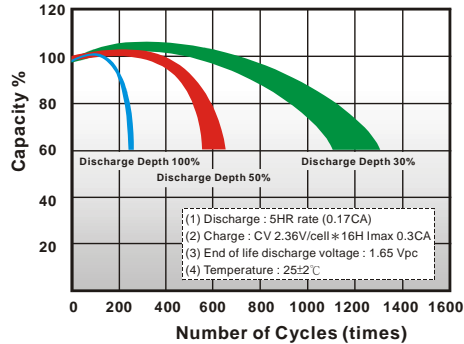
Effect of Temperature on Capacity 25°C(77°F)



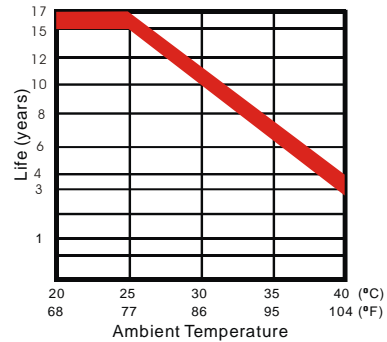
Capacity Retention Characteristic



Cycle Service Life



Trickle (or float) Service Life



- PERFORMANCE DATA

Discharge Rates in Watts to Various End Voltages at 25°C(77°F)

End Voltage		1.83V	1.80V	1.75V	1.70V	1.67V	1.60V
Time							
30	min	1310	1423	1544	1645	1681	1710
60	min	924	994	1070	1125	1156	1177
90	min	730	774	822	860	877	891
120	min	623	654	686	713	728	738
150	min	535	560	587	610	624	632
180	min	472	493	517	536	550	556
300	min	326	338	351	360	367	372
360	min	283	295	307	315	319	321
480	min	230	236	244	248	252	254
600	min	187	194	201	203	208	209
1200	min	94.5	98.0	101.5	103	105	106
1440	min	78.3	81.2	84.1	84.9	87.0	87.4

- Discharge Rates in Amperes to Various End Voltages at 25°C(77°F)

End Voltage		1.83V	1.80V	1.75V	1.70V	1.67V	1.60V
Time							
30	min	716	809	903	985	1044	1089
60	min	506	556	605	640	665	681
90	min	398	431	463	487	502	513
120	min	334	358	380	397	410	420
150	min	286	305	324	338	350	358
180	min	251	268	284	296	307	314
300	min	171	181	190	196	202	207
360	min	149	158	165	170	175	178
480	min	121	126	131	134	138	141
600	min	98.0	103	107	109	113	115
1200	min	49.5	52.0	54.0	55.0	57.0	58.0
1440	min	40.6	42.7	44.3	45.2	46.8	47.7

All data on the spec. sheet is an average value:

The tolerance range : $X < 6\text{min}$ (+15%~-15%), $6\text{min} \leq X < 10\text{min}$ (+12%~-12%), $10\text{min} \leq X < 60\text{min}$ (+8%~-8%), $X \geq 60\text{min}$ (+5%~-5%)

200922-1A