

### ⚡ Specifications

#### Nominal Voltage(V)

12V

#### Nominal Capacity

20 hour rate	(1.7A	to	10.50V)	34Ah
10 hour rate	(3.23A	to	10.50V)	32.3Ah
5 hour rate	(5.78A	to	10.20V)	28.9Ah
1 C	(34A	to	9.60V)	19.27Ah
3 C	(102A	to	9.60V)	13.6Ah

#### Weight

Approx. 10.3kg(22.7Lbs.)

#### Internal Resistance (at 1KHz)

Approx. 6 mΩ

#### Maximum Discharge Current for

5 seconds: 510A

#### Charging Methods at 25°C(77°F)

Cycle use:	
Charging Voltage	14.4 to 15.0V
Coefficient	-5.0mV/°C/cell
Maximum Charging Current :	10.2A
Standby use:	
Float Charging Voltage	13.5 to 13.8V
Coefficient	-3.0mV/°C/cell

#### Operating Temperature Range

Charge	-15°C(5°F)	to	40°C(104°F)
Discharge	-15°C(5°F)	to	50°C(122°F)
Storage	-15°C(5°F)	to	40°C(104°F)

#### Charge Retention (shelf life) at 20°C(68°F)

1 month	92%
3 month	90%
6 month	80%

#### Case Material

ABS UL94 HB  
Option: Flammability resistance of (UL94 V-0)

#### Design Life

3-5 Years.

#### Terminal

F6

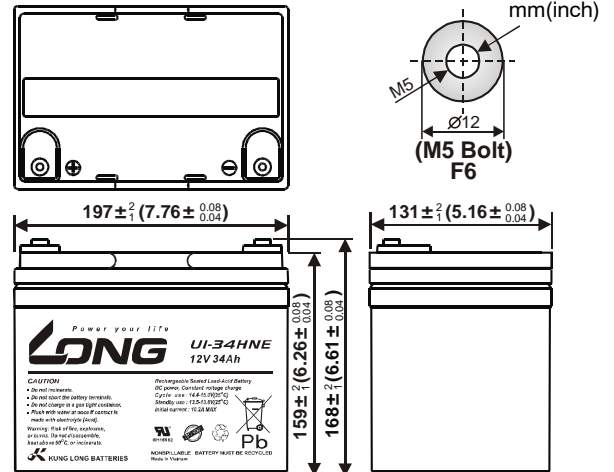


### ⚡ Dimensions

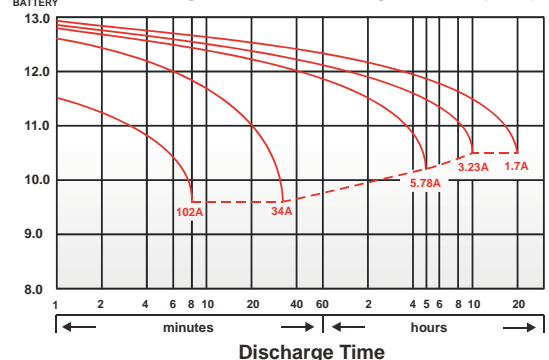
Length (L)	197± <sup>2</sup> <sub>1</sub> (7.76± <sup>0.08</sup> <sub>0.04</sub> )
Width (W)	131± <sup>2</sup> <sub>1</sub> (5.16± <sup>0.08</sup> <sub>0.04</sub> )
Height (H)	159± <sup>2</sup> <sub>1</sub> (6.26± <sup>0.08</sup> <sub>0.04</sub> )
Overall Height (HT)	168± <sup>2</sup> <sub>1</sub> (6.61± <sup>0.08</sup> <sub>0.04</sub> )

#### Description of torque value of hard ware for the terminals:

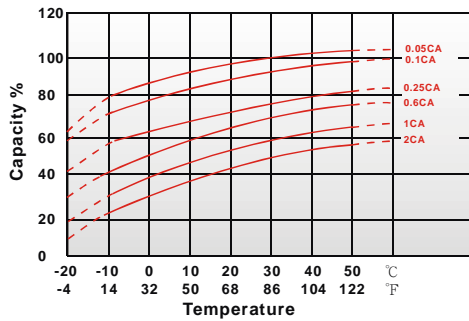
Recommended torque value	M5: 4 N-m (41kgf-cm)
Maximum allowable torque value	M5: 6 N-m (61kgf-cm)



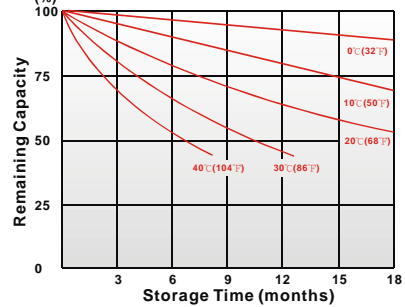
(V) FOR 12V BATTERY Discharge Time VS. Discharge Current (25°C)



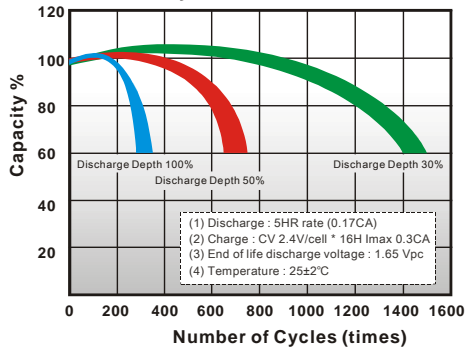
Effect of Temperature on Capacity 25°C(77°F)



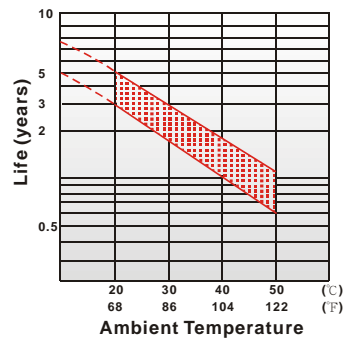
Capacity Retention Characteristic



Cycle Service Life



Trickle (or float) Service Life



**- PERFORMANCE DATA**

Discharge Rates in Watts to Various End Voltages at 25°C(77°F)

End Voltage		1.85V	1.80V	1.75V	1.70V	1.67V	1.65V	1.60V
Time	min							
5	min	116	158	188	208	215	222	231
10	min	82.3	109	129	141	145	150	155
15	min	67.9	88.2	103	113	115	119	123
30	min	36.4	47.5	55.7	60.8	62.4	64.4	66.6
60	min	30.7	34.8	37.0	38.5	39.0	39.5	40.0
120	min	19.2	21.0	22.5	23.7	24.0	24.5	24.8
180	min	14.6	15.6	16.3	16.7	16.8	17.0	17.2
240	min	12.1	12.8	13.3	13.6	13.8	13.9	14.0
300	min	10.5	11.2	11.6	11.9	12.0	12.1	12.2
600	min	6.27	6.67	6.93	7.07	7.13	7.20	7.27
1200	min	3.32	3.50	3.65	3.72	3.75	3.78	3.82

**- Discharge Rates in Amperes to Various End Voltages at 25°C(77°F)**

End Voltage		1.85V	1.80V	1.75V	1.70V	1.67V	1.65V	1.60V
Time	min							
5	min	84.0	104	119	127	130	134	138
10	min	59.2	68.9	74.9	79.1	80.8	83.3	86.4
15	min	46.5	53.8	58.5	61.1	61.9	62.9	64.2
30	min	27.8	31.7	33.2	34.5	34.9	35.4	36.0
60	min	16.9	18.2	19.1	19.8	20.0	20.3	20.6
120	min	10.2	11.0	11.5	11.9	12.0	12.2	12.4
180	min	7.26	7.85	8.31	8.47	8.53	8.62	8.76
240	min	5.68	6.14	6.51	6.69	6.74	6.81	6.91
300	min	5.31	5.59	5.76	5.89	5.94	6.01	6.08
600	min	3.11	3.23	3.34	3.42	3.45	3.48	3.52
1200	min	1.62	1.70	1.75	1.79	1.80	1.82	1.84

All data on the spec. sheet is an average value:

The tolerance range : X<6min(+15%~-15%), 6min ≤ X<10min(+12%~-12%), 10min ≤ X < 60min(+8%~-8%), X ≥ 60min(+5%~-5%)