

### ⚡ Specifications

#### Nominal Voltage(V)

12V

#### Nominal Capacity

20 hour rate	(0.035A to 10.50V)	0.7Ah
10 hour rate	(0.067A to 10.50V)	0.665Ah
5 hour rate	(0.119A to 10.20V)	0.595Ah
1 C	(0.7A to 9.60V)	0.397Ah
3 C	(2.1A to 9.60V)	0.28Ah

#### Weight

Approx. 364g(0.8Lbs.)

#### Internal Resistance (at 1KHz)

Approx. 125 mΩ

#### Maximum Discharge Current for

5 seconds: 10.5A

#### Charging Methods at 25°C(77°F)

Cycle use:	
Charging Voltage	14.4 to 15.0V
Coefficient	-5.0mV/°C/cell
Maximum Charging Current :	0.21A
Standby use:	
Float Charging Voltage	13.5 to 13.8V
Coefficient	-3.0mV/°C/cell

#### Operating Temperature Range

Charge	-15°C(5°F) to 40°C(104°F)
Discharge	-15°C(5°F) to 50°C(122°F)
Storage	-15°C(5°F) to 40°C(104°F)

#### Charge Retention (shelf life) at 20°C(68°F)

1 month	97%
3 month	92%
6 month	85%

#### Case Material

ABS UL94 HB  
Option: Flammability resistance of (UL94 V-0)

#### Design Life

3-5 Years.

#### Terminal

WIRE



### ⚡ Dimensions

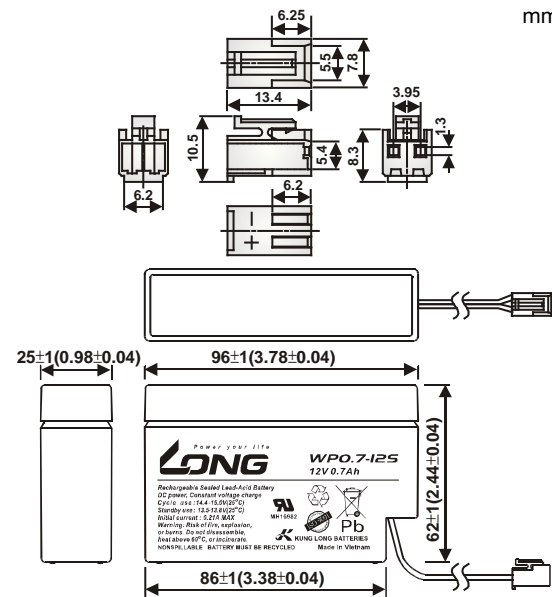
**Length (L)** 96±1 (3.78±0.04)

**Width (W)** 25±1 (0.98±0.04)

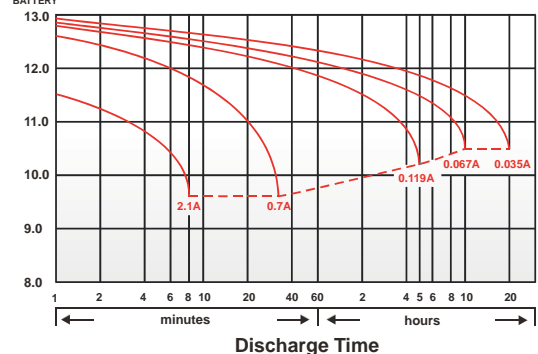
**Height (H)** 62±1 (2.44±0.04)

**Overall Height (HT)** 62±1 (2.44±0.04)

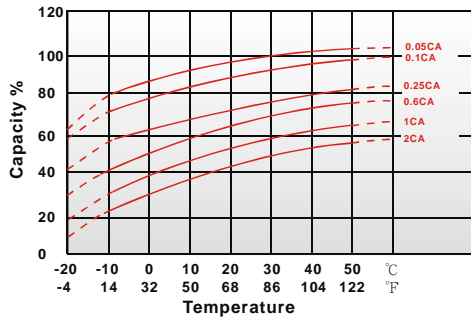
mm(inch)



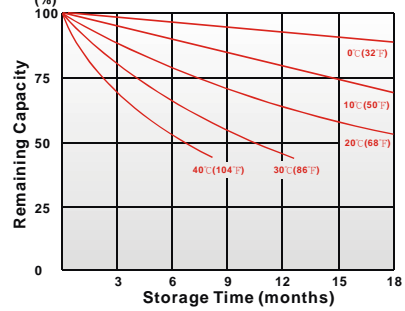
(V) FOR 12V BATTERY Discharge Time VS. Discharge Current (25°C)



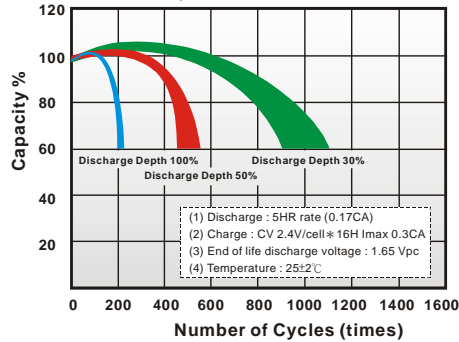
Effect of Temperature on Capacity 25°C (77°F)



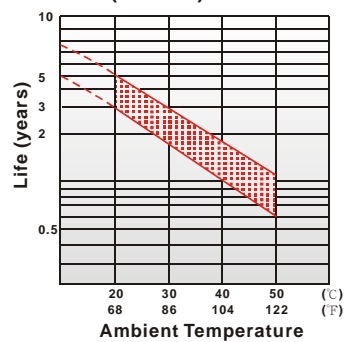
Capacity Retention Characteristic



Cycle Service Life



Trickle (or float) Service Life



**- PERFORMANCE DATA**

**Discharge Rates in Watts to Various End Voltages at 25°C (77°F)**

End Voltage		1.85V	1.80V	1.75V	1.70V	1.67V	1.65V	1.60V
5	min	3.37	4.13	4.53	4.85	4.97	5.12	5.30
10	min	2.65	3.07	3.38	3.63	3.72	3.82	3.93
15	min	2.30	2.53	2.68	2.78	2.82	2.87	2.91
30	min	1.34	1.42	1.48	1.53	1.54	1.56	1.58
60	min	0.820	0.865	0.897	0.923	0.933	0.945	0.960
120	min	0.485	0.520	0.545	0.565	0.573	0.582	0.593
180	min	0.337	0.365	0.385	0.400	0.405	0.412	0.420
240	min	0.282	0.302	0.315	0.327	0.330	0.335	0.340
300	min	0.247	0.258	0.267	0.273	0.275	0.277	0.280
600	min	0.131	0.136	0.142	0.144	0.145	0.146	0.147
1200	min	0.0700	0.0720	0.0735	0.0747	0.0750	0.0753	0.0758

**- Discharge Rates in Amperes to Various End Voltages at 25°C (77°F)**

End Voltage		1.85V	1.80V	1.75V	1.70V	1.67V	1.65V	1.60V
5	min	1.82	2.31	2.62	2.86	2.94	3.03	3.14
10	min	1.38	1.61	1.79	1.94	1.99	2.05	2.12
15	min	1.14	1.30	1.41	1.48	1.50	1.53	1.56
30	min	0.638	0.703	0.755	0.801	0.816	0.833	0.852
60	min	0.424	0.447	0.462	0.475	0.480	0.486	0.493
120	min	0.245	0.260	0.271	0.282	0.286	0.290	0.296
180	min	0.169	0.181	0.190	0.198	0.201	0.205	0.209
240	min	0.137	0.145	0.151	0.156	0.161	0.164	0.167
300	min	0.118	0.124	0.129	0.133	0.134	0.136	0.138
600	min	0.062	0.065	0.067	0.069	0.070	0.071	0.072
1200	min	0.0345	0.0352	0.0358	0.0363	0.0365	0.0368	0.0371

All data on the spec. sheet is an average value:

The tolerance range :  $X < 6\text{min}$ (+15%~-15%),  $6\text{min} \leq X < 10\text{min}$ (+12%~-12%),  $10\text{min} \leq X < 60\text{min}$ (+8%~-8%),  $X \geq 60\text{min}$ (+5%~-5%)

120424-1H